



USDA Recalls 2017-2020

January 13, 2021

Table of Contents

Summary:	1
USDA Recall Overview 2017-2020:	2
Figure 1: Number of National Brand and Private Brand USDA Recalls from 2017-2020 ..	4
Figure 2: Volume of Recalled USDA Products from 2017-2020	5
Figure 3: Number of Misbranding and Undeclared Allergen USDA Recalls from 2017-2020	6
Figure 4: Number of Extraneous Material USDA Recalls from 2017-2020	7
Figure 5: Percentage of USDA Recalls of Private Branded Products due to Misbranding and Undeclared Allergens from 2017-2020	8
Figure 6: Top Reasons for USDA Recalls in 2020	9
Figure 7: Volume of USDA Recalled Product per Product Category in 2020.....	10
Figure 8: Volume of USDA Recalled Products by Reason in 2020	11
Resources:	12

Summary:

Amid the COVID-19 pandemic in 2020 – which caused supply chain disruptions and workforce shortages – the food industry worked alongside the United States Department of Agriculture’s Food Safety and Inspection Service (USDA-FSIS) to ensure the nation’s meat, poultry and processed egg supply was safe, wholesome and properly labeled, while simultaneously working to maintain employee safety. When necessary, USDA works with the food industry to [recall adulterated or misbranded products from the market](#) to protect public health.

FMI monitors and analyzes publicly available recall and public health alerts from the [USDA website](#). FMI compiles this information into different recall characteristics, which include, but are not limited to:

- Classification (Class I, Class II, Class III)
- Product(s) Recalled
- Reason for Recall
- Volume of Recalled Product(s) in lbs.
- Product Category (beef, pork, poultry, mixed, siluriformes)
- Type of Brand (Private or National)

The USDA also [publishes](#) summaries of recall cases for each calendar year.

From 2017 to 2020, there were 398 total USDA recalls, with 22% of these recalls involving private brands. While the number of recalls and the volume of recalled products remained relatively consistent from 2017 through 2019, there was a 75% decrease in the number of USDA recalls and a 95% decrease in the number of pounds of recalled product in 2020 as compared to 2019.

Since 2017, misbranding and undeclared allergens have served as the leading cause of total USDA recalls, with foreign material recalls on the rise. Due to the increase in recalls associated with foreign materials in 2019, USDA-FSIS published the resource [FSIS Guideline for Industry Response to Customer Complaints](#) to assist industry with responding to foreign material customer complaints. USDA-FSIS updated this guidance in December of 2020.

USDA Recall Overview 2017-2020:

2017

135 recalls with 20% of recalls from private brands

Misbranding and undeclared allergens were the leading cause of recalls (48%)

Misbranding and undeclared allergens were the leading cause of private brand recalls (44%)

20,986,049 pounds of total recalled product

2018

108 recalls with 23% of recalls from private brands

Misbranding and undeclared allergens were the leading cause of recalls (30%)

Misbranding and undeclared allergens were the leading cause of private brand recalls (40%)

22,914,416 pounds of total recalled product

2019

124 recalls with 24% of recalls from private brands

Misbranding and undeclared allergens were the leading cause of recalls (31%)

Misbranding and undeclared allergens were the leading cause of private brand recalls (37%)

20,492,372 pounds of total recalled product

2020

31 recalls with 13% of recalls from private brands

Misbranding and undeclared allergens were the leading cause of recalls (42%)

Products produced without benefit of inspection were the leading cause of private brand recalls (75%)

977,750 pounds of total recalled product

Figure 1: Number of National Brand and Private Brand USDA Recalls from 2017-2020

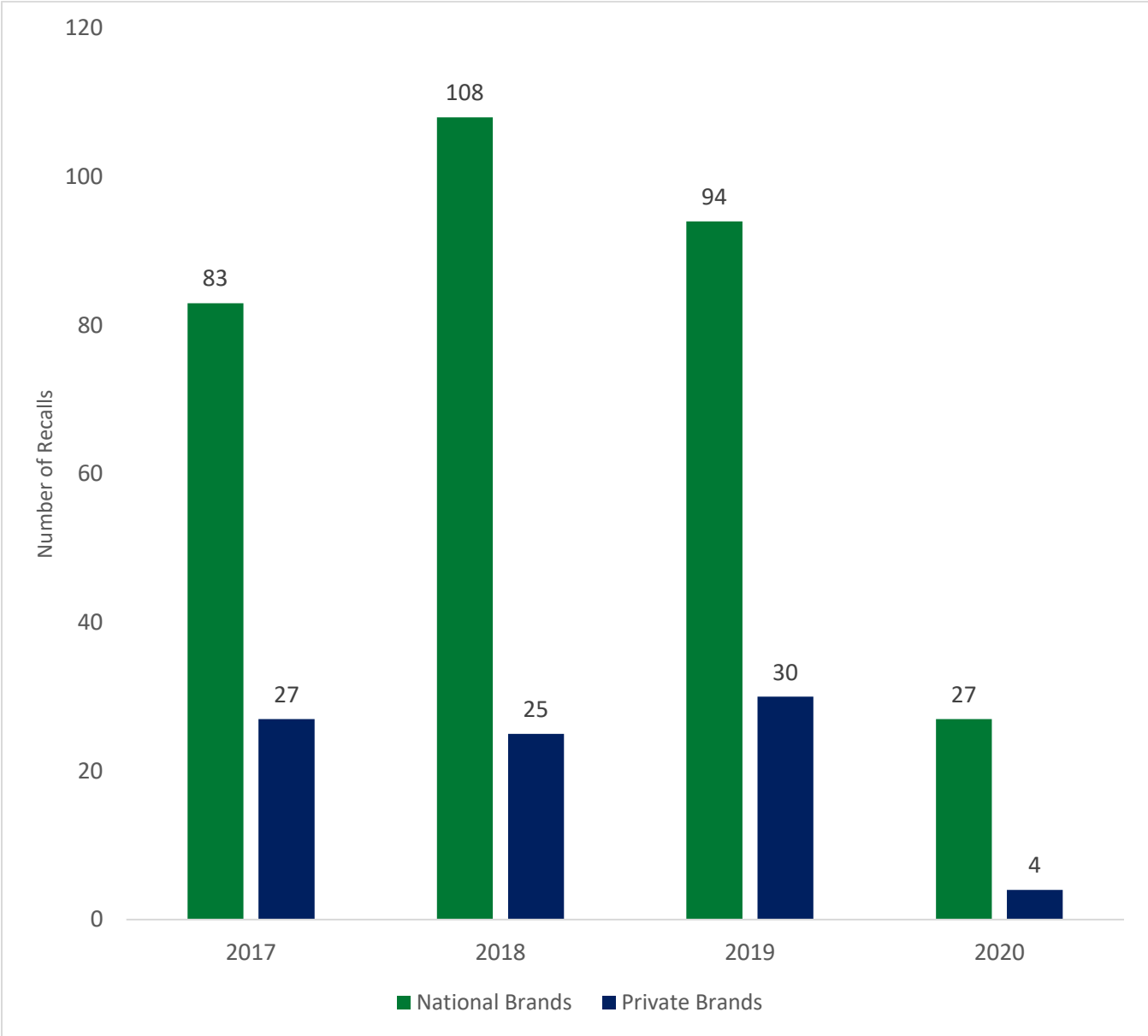


Figure 2: Volume of Recalled USDA Products from 2017-2020

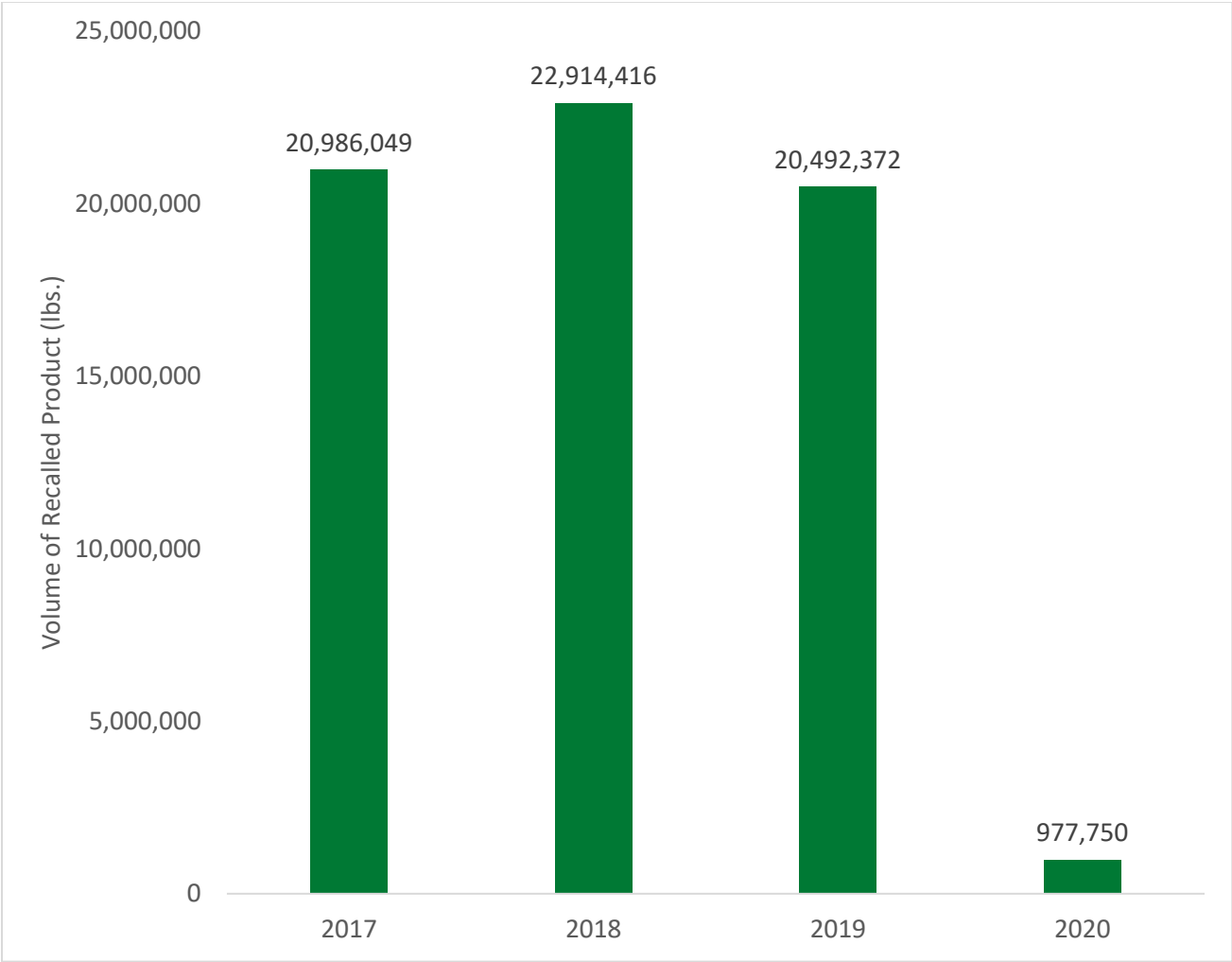


Figure 3: Number of Misbranding and Undeclared Allergen USDA Recalls from 2017-2020

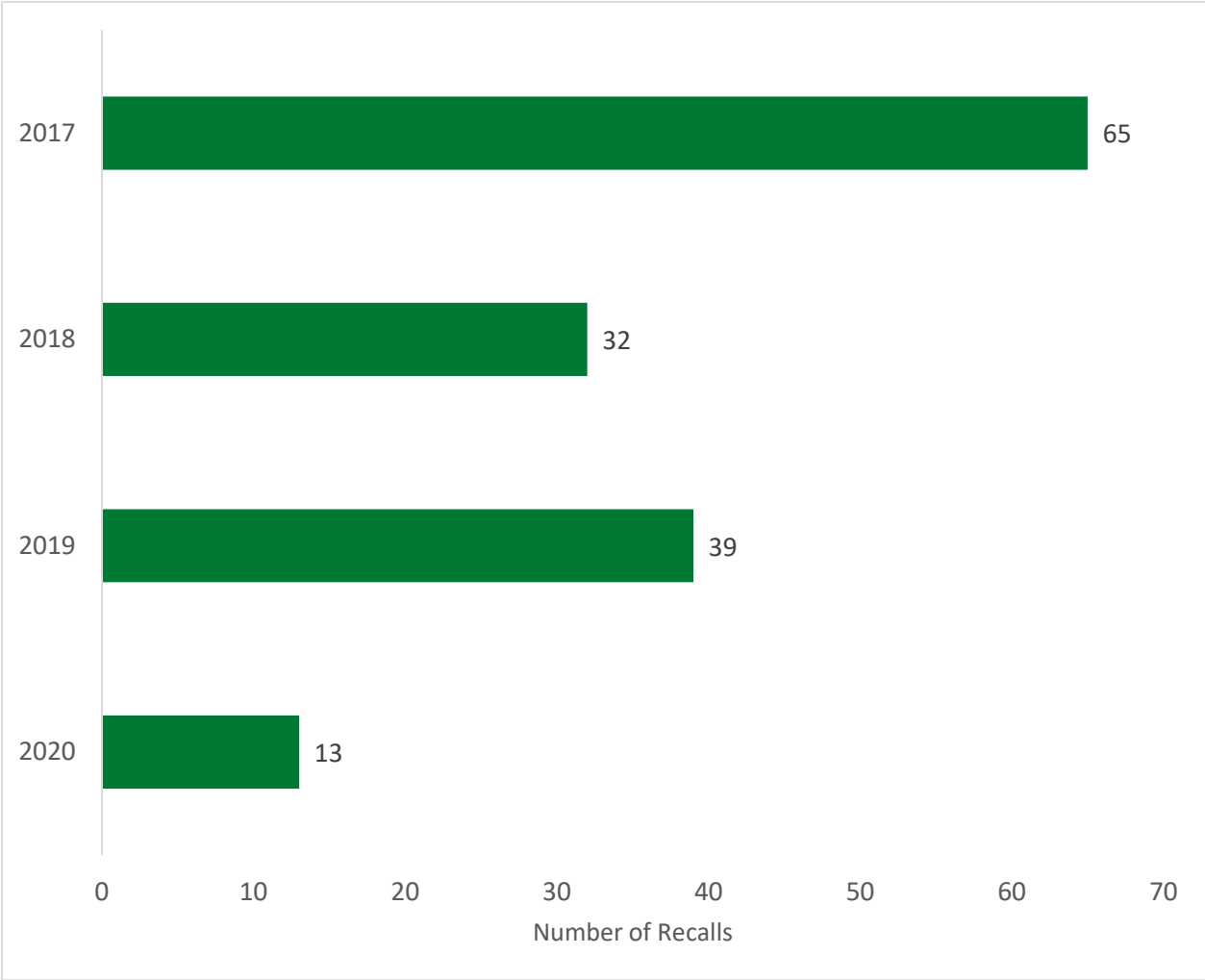


Figure 4: Number of Extraneous Material USDA Recalls from 2017-2020

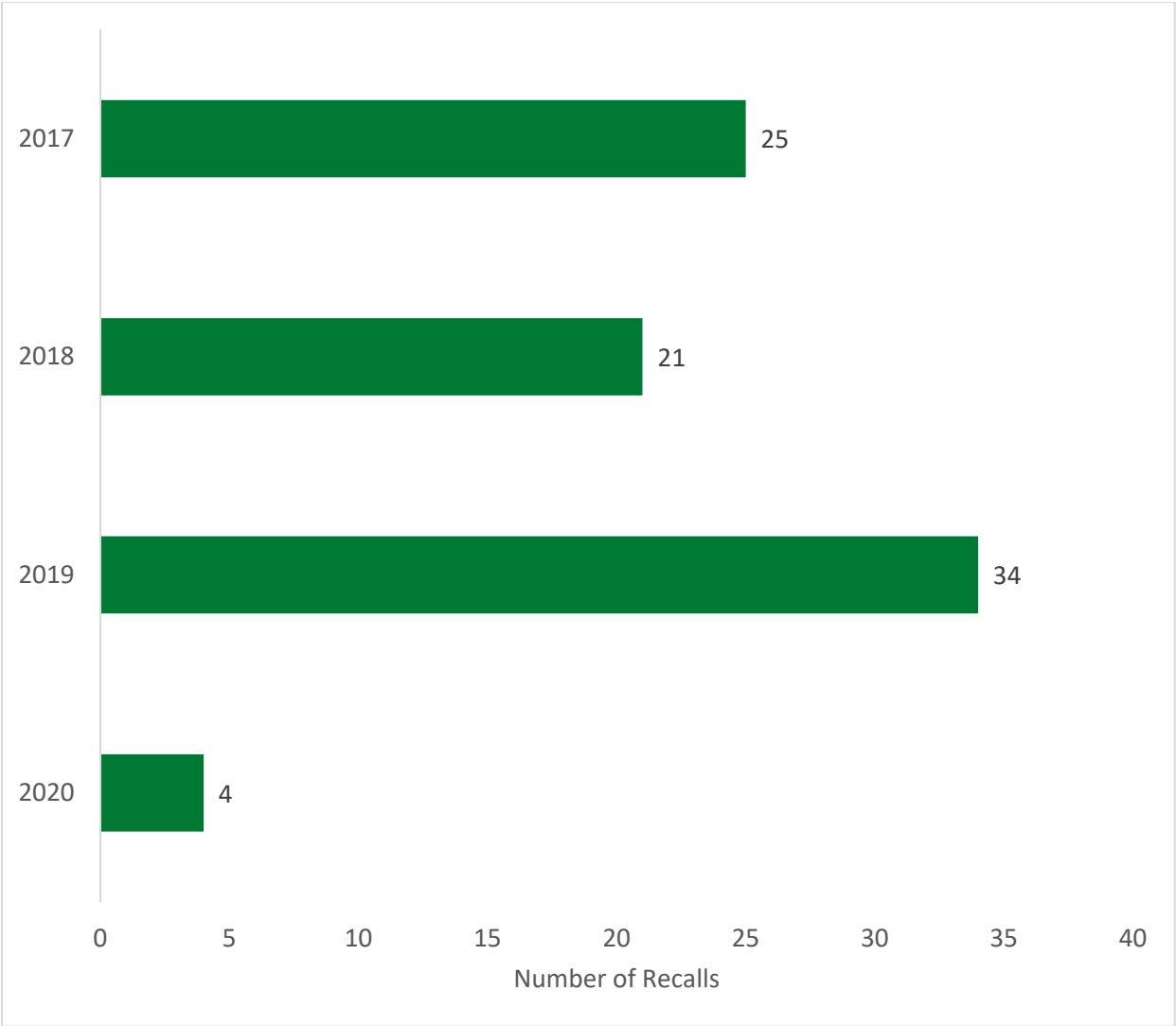


Figure 5: Percentage of USDA Recalls of Private Branded Products due to Misbranding and Undeclared Allergens from 2017-2020

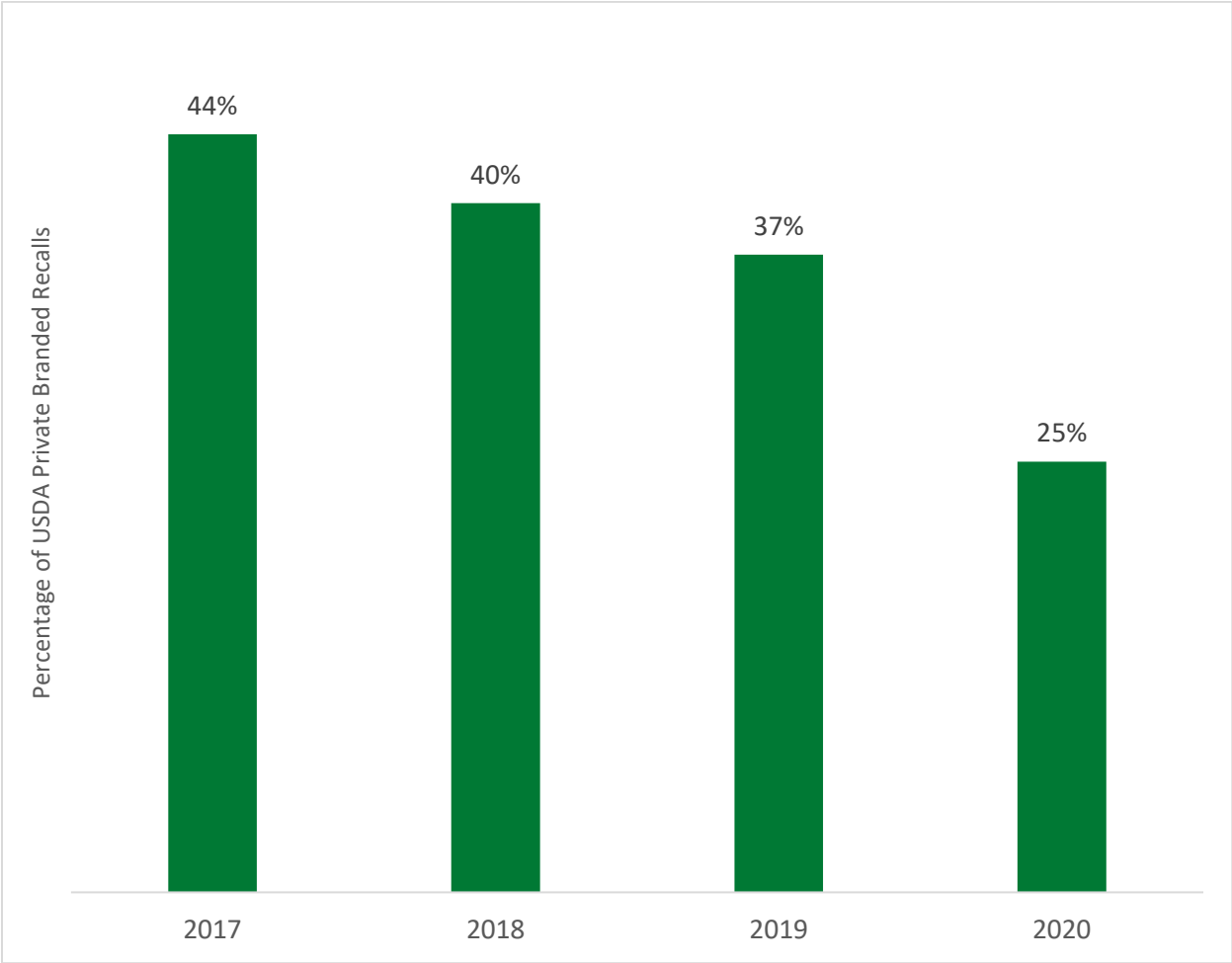


Figure 6: Top Reasons for USDA Recalls in 2020

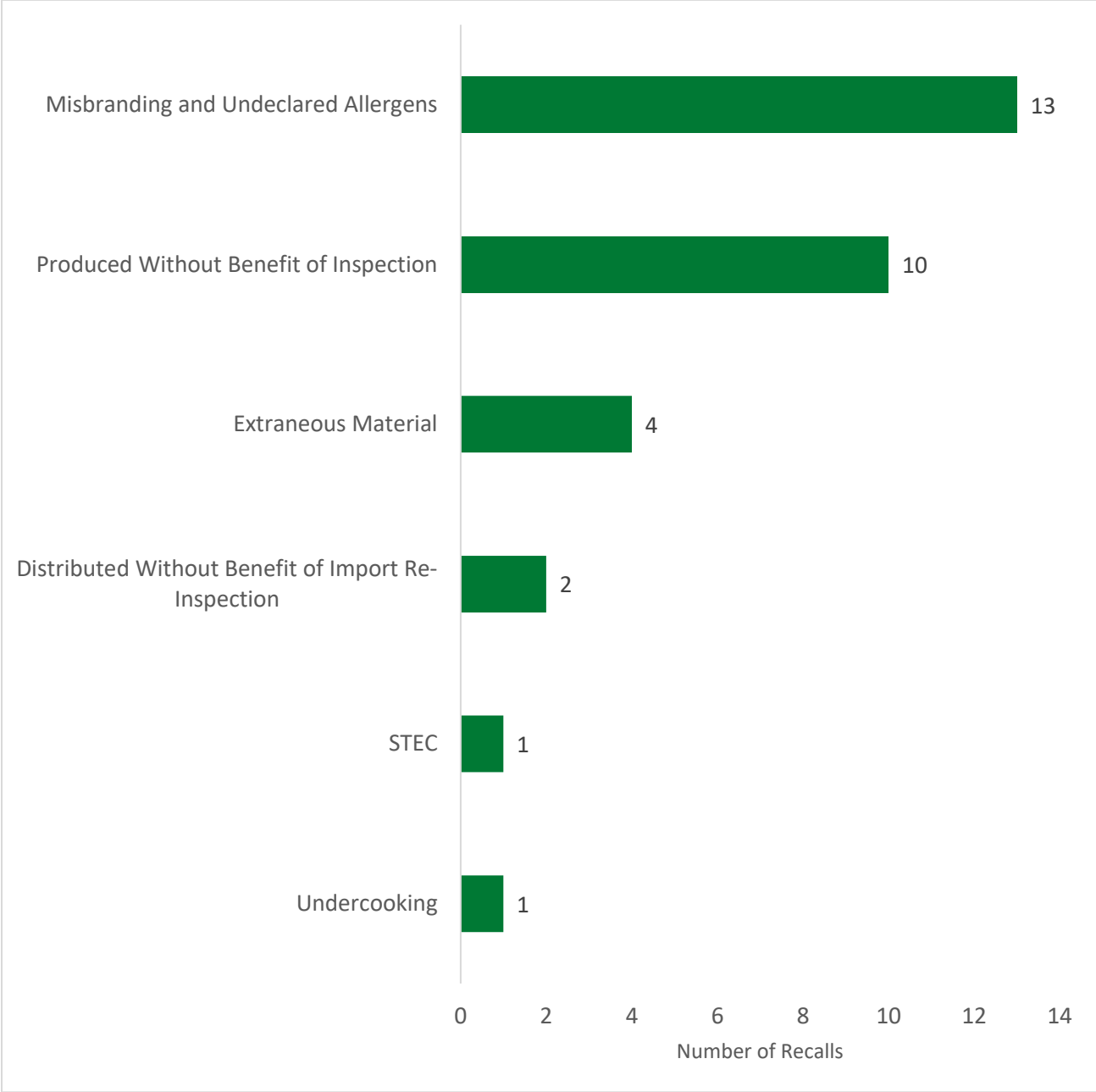


Figure 7: Volume of USDA Recalled Product per Product Category in 2020

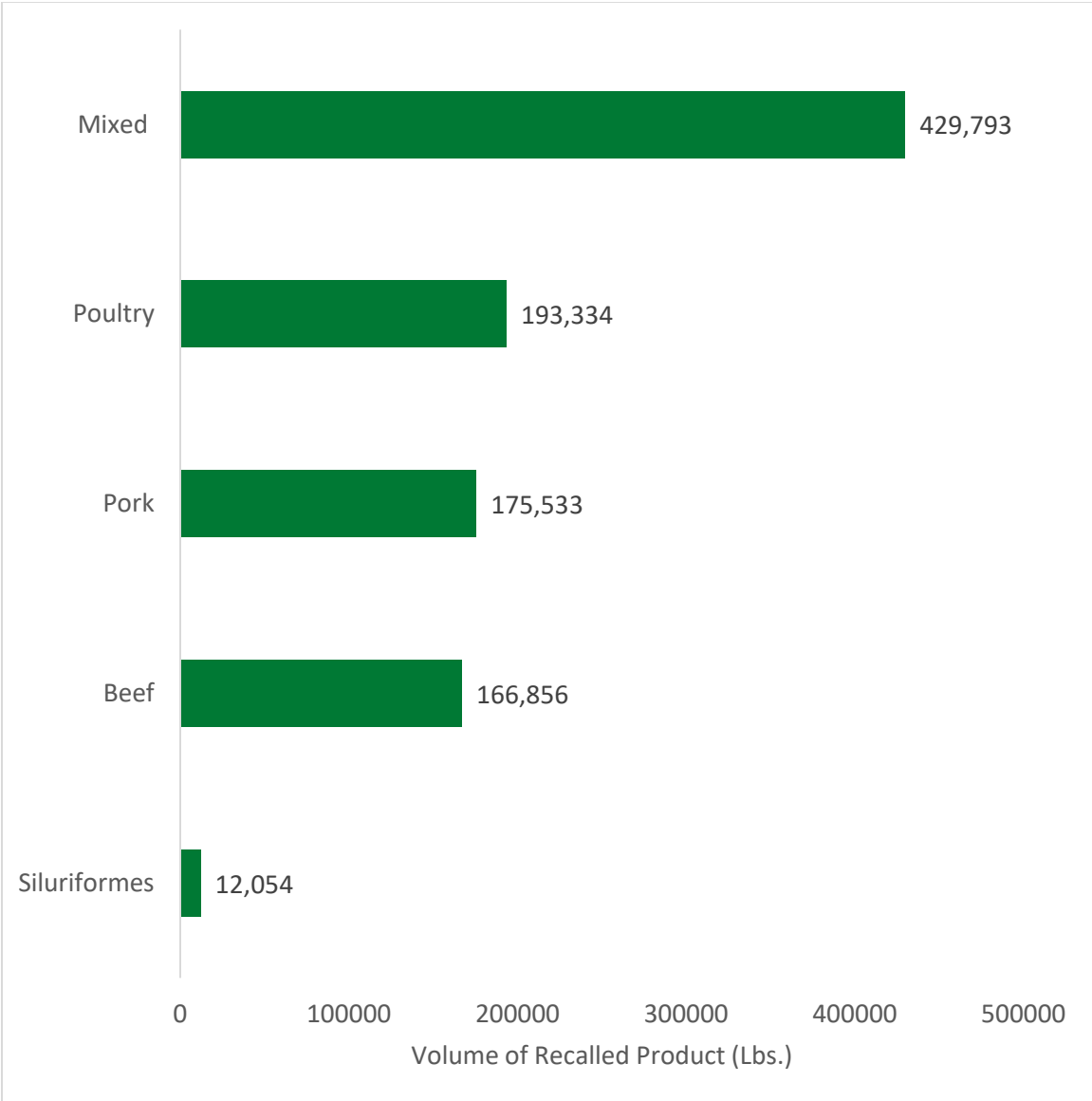
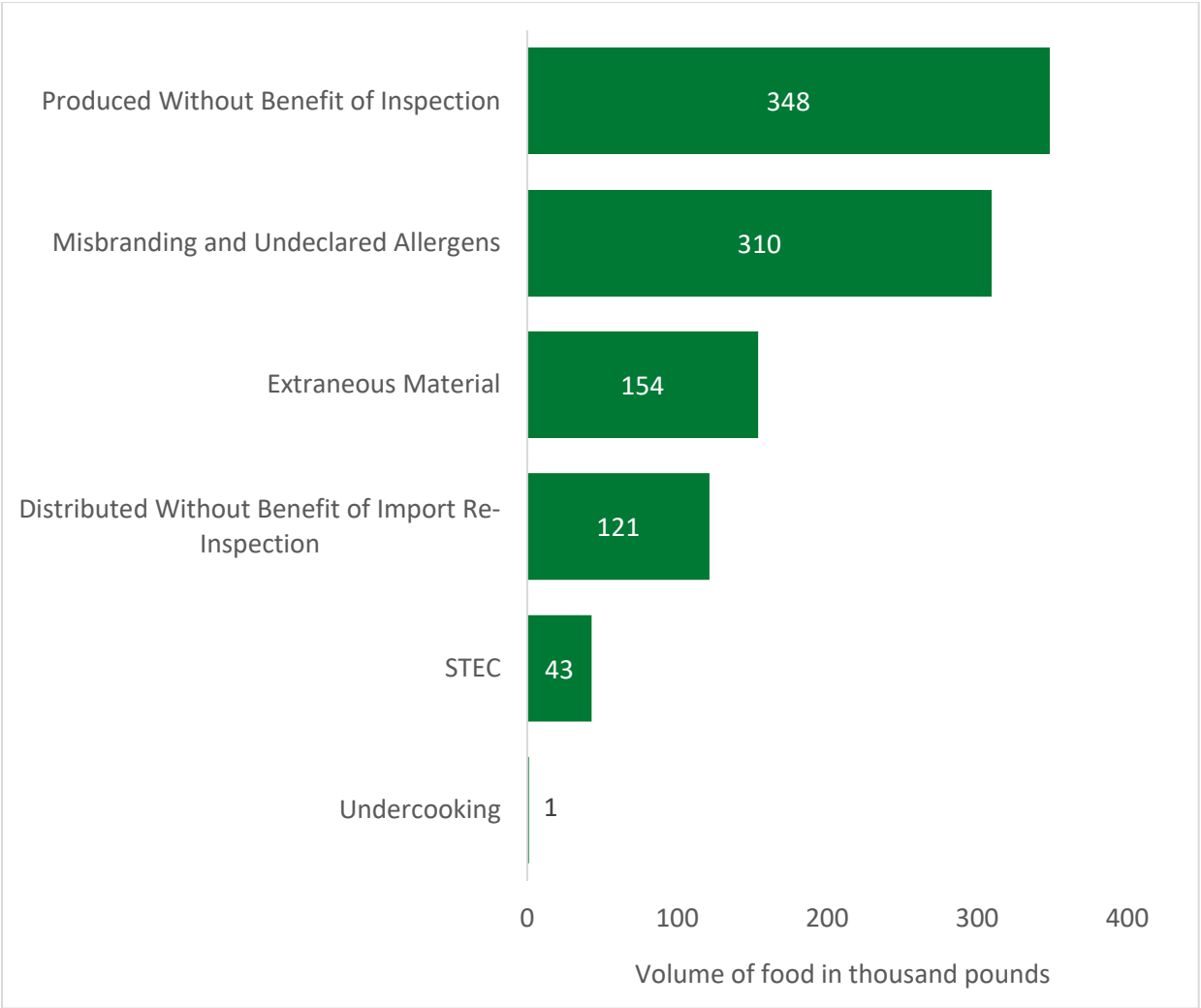


Figure 8: Volume of USDA Recalled Products by Reason in 2020



Resources:

- [FMI Guidance for Retailers: Product Recalls](#)
- [USDA FSIS Current Recalls and Alerts](#)
- [USDA FSIS Recall Case Archive](#)
- [USDA FSIS Recall Summaries](#)
- [USDA Guideline for Industry Response to Customer Complaints](#)
- [Partnership for Food Safety Education](#)
- [FMI Retail Allergen Resource Document](#)
- [FMI Food Allergen Awareness Poster](#)
- [IFPTI Allergen Awareness for Food Employees in Retail Grocery Settings Training](#)
- [FMI Ground Beef Resource Document](#)
- [FMI Crisis Support](#)